


# PLANTEXT



ALFA 50      OMEGA 56      JOTA 68      ZETA 57      TAU 66


**DISPONIBILE IN VARI COLORI** Per tutti i frassini spazzolati i riferimenti RAL sono puramente indicativi e non sono confrontabili essendo realizzati su impiallacciatura di legno che per natura presenta colorazioni e venature variabili.

**AVAILABLE IN VARIOUS COLOURS** For all the brushed ash three finishings the RAL colours references are purely indicative and they are not comparable being realized on wood veneer that may have by nature different grains and colours.



CRONO 82      GIADA L1      SINCR0 80      GAMMA 52

Caratteristica distintiva di questa gamma è la varietà dei rivestimenti che grazie ad una specifica soluzione tecnologica elaborata in GD DORIGO e battezzata

 garantisce soluzioni che riproducono fedelmente le essenze del legno aggiungendo plus di maggiore resistenza superficiale alle abrasioni e ai graffi.



RUBINO L3      ONICE L2      QUARZO L4      AMBRA L0

The distinctive feature of this range (series) is the variety of finishing coatings created by a unique technological solution developed by GD DORIGO.


 provides solutions that faithfully reproduce wood types, plus adds more surface resistance to abrasion and scratches.

Tutte le immagini del presente catalogo non possono essere utilizzate come campione di riferimento per tinte, venature e colori. All pictures shown in this catalogue cannot be used as a standard reference for shades, grains and colours.


Le tinte e le venature sono puramente indicative essendo realizzate su impiallacciatura di legno che per natura presenta colorazioni e venature variabili. The colours and the grain of the wood are purely indicative being realized on wood veneer that may have by nature different grains and colours.

# CASSA/DOORS POST

R10



VISTA ESTERNA  
EXTERNAL VIEW




VISTA INTERNA  
INTERNAL VIEW



VISTA APERTA  
OPEN VIEW

R40



VISTA ESTERNA  
EXTERNAL VIEW




VISTA INTERNA  
INTERNAL VIEW



VISTA APERTA  
OPEN VIEW


R80



VISTA ESTERNA  
EXTERNAL VIEW



VISTA INTERNA  
INTERNAL VIEW




VISTA APERTA  
OPEN VIEW

S40



VISTA ESTERNA  
EXTERNAL VIEW




VISTA INTERNA  
INTERNAL VIEW




VISTA APERTA  
OPEN VIEW


S90



VISTA ESTERNA  
EXTERNAL VIEW



VISTA INTERNA  
INTERNAL VIEW




VISTA APERTA  
OPEN VIEW


F40



VISTA ESTERNA  
EXTERNAL VIEW



VISTA INTERNA  
INTERNAL VIEW



VISTA APERTA  
OPEN VIEW

Le foto sopra riportate sono valide esclusivamente per la scelta della tipologia di stipite. The pictures above are exclusively valid for the door post type chosen.